

Biotinylated Human FGF21 Protein

Cat. No. FGF-HM621B

Description

Source	Recombinant Biotinylated Human FGF21 Protein is expressed from HEK293 with mFc (IgG1) tag and Avi tag at the N-Terminus. It contains His29-Ser209.
Accession	Q9NSA1
Molecular Weight	The protein has a predicted MW of 46.9 kDa. Due to glycosylation, the protein migrates to 55-65 kDa based on Bis-Tris PAGE result.
Endotoxin	Less than 1 EU per μg by the LAL method.
Purity	> 95% as determined by Bis-Tris PAGE > 95% as determined by HPLC

Formulation and Storage

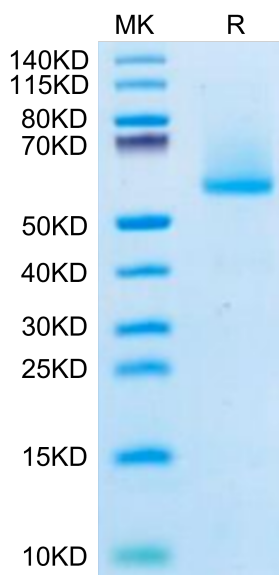
Formulation	Lyophilized from 0.22 μm filtered solution in PBS (pH 7.4). Normally 8% trehalose is added as protectant before lyophilization.
Reconstitution	Dissolve the lyophilized protein in distilled water. Please refer to the Certificate of Analysis for detailed instructions.
Storage	-20 to -80°C for 12 months as supplied from date of receipt. -80°C for 3 months after reconstitution. Recommend to aliquot the protein into smaller quantities for optimal storage. Please minimize freeze-thaw cycles.

Background

Fibroblast growth factor 21 (FGF21) is a peptide hormone that is synthesized by several organs and regulates energy homeostasis. Excitement surrounding this relatively recently identified hormone is based on the documented metabolic beneficial effects of FGF21, which include weight loss and improved glycemia.

Assay Data

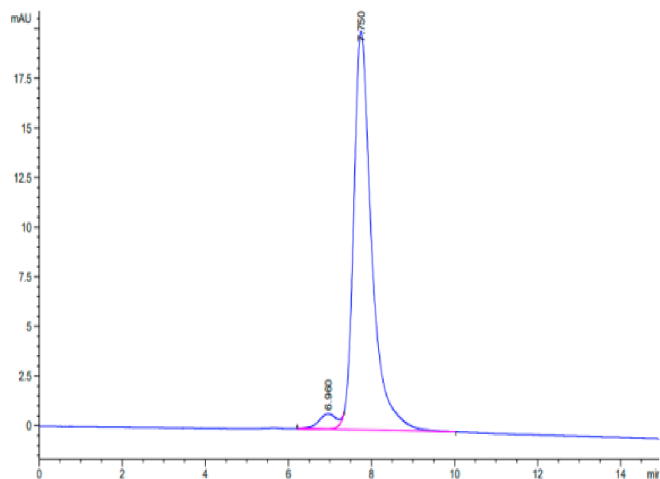
Bis-Tris PAGE



Biotinylated Human FGF21 on Bis-Tris PAGE under reduced condition. The purity is greater than 95%.

SEC-HPLC

Assay Data

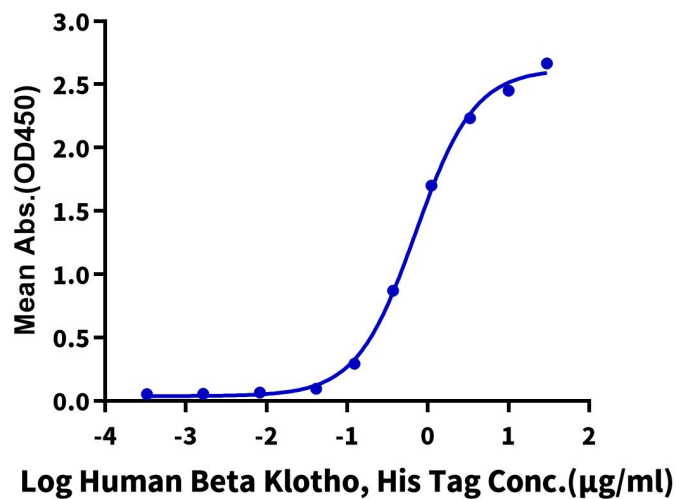


The purity of Biotinylated Human FGF21 is greater than 95% as determined by SEC-HPLC.

ELISA Data

Biotinylated Human FGF21, mFc Tag ELISA

0.2µg Biotinylated Human FGF21, mFc Tag Per Well



Immobilized Biotinylated Human FGF21, mFc Tag at 5µg/ml (100µl/well) on the streptavidin precoated plate (5µg/ml). Dose response curve for Human Beta Klotho, His Tag with the EC50 of 0.71µg/ml determined by ELISA.